



FUEL SYSTEM

CARBURETOR REMOVAL

Remove the seat and fuel tank.
Remove the side covers.



Loosen the carburetor clamps.




Loosen the drain screw and drain the fuel into a suitable container.

⚠ WARNING

- *Keep gasoline away from flames or sparks, wipe up spilled gasoline at once.*

Pull the carburetor away from the engine through the right side.



Disconnect the throttle cables and remove the carburetor.

