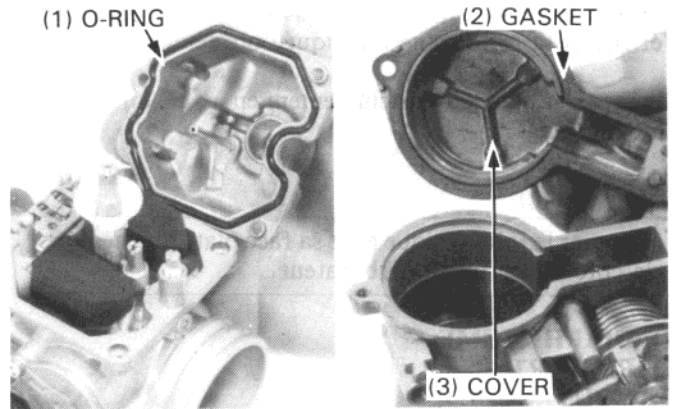



## FUEL SYSTEM

Install the O-ring securely.  
Install the new cover gasket and cover and tighten the screws securely.




Inspect throttle operation as described below:

- Open the throttle slightly by pressing on the throttle linkage. Then release the throttle.
- Make sure that there is no drag when opening and closing the throttle.



Connect the tubes as shown.



## CARBURETOR INSTALLATION

Installation is essentially the reverse of removal.

### NOTE

- Route the throttle cables properly (page 1-10).

Perform the following inspections and adjustments.

- Throttle operation (page 3-5).
- Idle speed (page 3-9).

