


## CYLINDER HEAD/VALVES


Remove the cylinder head cover bolts.

### NOTE


- Loosen the bolts indicated by arrow. Remove these bolts after removing the cylinder head cover.



Slide the cylinder head cover to the intake side and remove it. Remove the bolts.



Remove the dowel pins and head cover gasket.



## CYLINDER HEAD COVER DISASSEMBLY

Remove the dowel pin with the knock pin puller.

### TOOLS:

<b>KNOCK PIN PULLER SET</b>	<b>07936-MA70000</b>
— SLIDER SHAFT	07936-MA70100
— REMOVER WEIGHT	07741-0010201

