


CYLINDER HEAD/VALVES


Install the sub-rocker arms marked A, B and the wave washers in the location shown.

Apply engine oil to the sub-rocker arm shafts.
Apply liquid sealant to the thread of the sub rocker arm shaft.
Install the sub-rocker arm shafts and sealing washers.



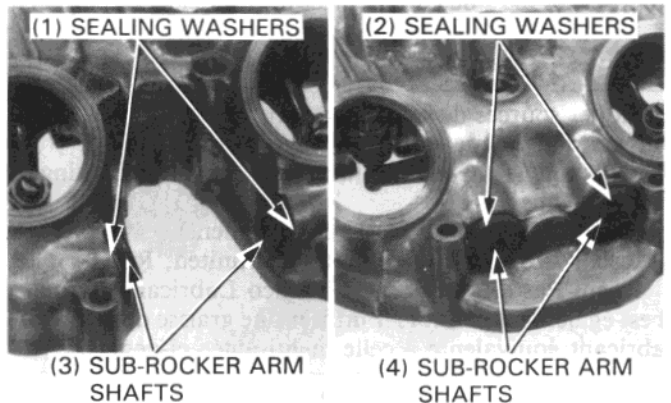
Install the sub-rocker arms marked "IN" and the wave washers in the location shown.

Apply engine oil to the sub-rocker arm shafts.
Apply liquid sealant to the thread of the sub rocker arm shaft.
Install the sub-rocker arm shafts and sealing washers.



Tighten the sub-rocker arm shafts.

TORQUE: IN. 28 N·m (2.8 kg-m, 20 ft-lb)
EX. 23 N·m (2.3 kg-m, 17 ft-lb)



Install the valve lifter lever and spring.

Align the cutout of the lever shaft with the hole in the cylinder head cover and insert the dowel pin.

