


CYLINDER HEAD/VALVES

CYLINDER HEAD COVER INSTALLATION


Pour clean engine oil into the oil pockets in the cylinder head so that the cam lobes are completely submerged.




Turn the crankshaft until the cam lobes face down as shown. Install a new cylinder head cover gasket and dowel pin.

NOTE

- Be careful not to damage the silicone coating on the gasket surfaces.



Clean the cylinder head mating surface of the cylinder head cover.



Set the 8 mm and 6 mm cylinder head cover bolts on the cylinder head cover. Loosen all the valve adjusting screws and install the cylinder head cover.

Loosely tighten the head cover bolts.

