

CYLINDER/PISTON

CYLINDER REMOVAL

Remove the cylinder head (Section 6).


Remove the two cylinder base mounting bolts.

Remove the cam chain guide.


Remove the four cylinder mounting bolts.

NOTE


- Loosen the bolts in a crisscross pattern in two or more steps.



Remove the cylinder.



Remove the dowel pins and cylinder gasket.



PISTON REMOVAL

Place clean shop towels in the crankcase to keep the piston pin clips, or other parts from falling into the crankcase.

Remove the piston pin clips with pliers.

Press the piston pin out of the piston.

Remove the piston pin and piston.

