



## CLUTCH/KICK STARTER

Install the clutch pressure plate and clutch springs.



Install the clutch bolts in crisscross pattern in 2-3 steps.




## DRIVE GEAR

### REMOVAL

Remove the clutch (page 8-4).  
Remove the oil pump (page 2-6).  
Temporarily install the clutch outer then install the gear holder.  
Remove the drive gear lock not and lock washer.  
Remove the clutch outer and gear holder.

**TOOL:**  
**PRIMARY GEAR HOLDER**      07724-0010100



Remove the oil pump drive gear and washer.

