


CLUTCH/KICK STARTER

INSTALLATION


Hook the return spring to the hook of the right crankcase.




Temporarily install the kick starter lever onto the shaft.

Rotate the kick starter counterclockwise until the ratchet tab is clear of the ratchet guide.

At this position, push the kick starter assembly into the crankcase, then return the kick starter. Remove the kick starter lever.



Install the thrust washer.



Install the starter idler gear bushing with its flange facing in.

