


## CLUTCH/KICK STARTER

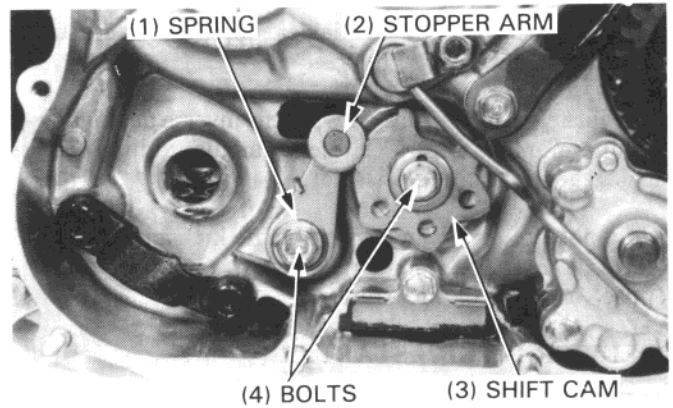
Install the starter idler gear with its higher boss facing out.  
Install the clutch (page 8-7).



## GEARSHIFT CAM PLATE

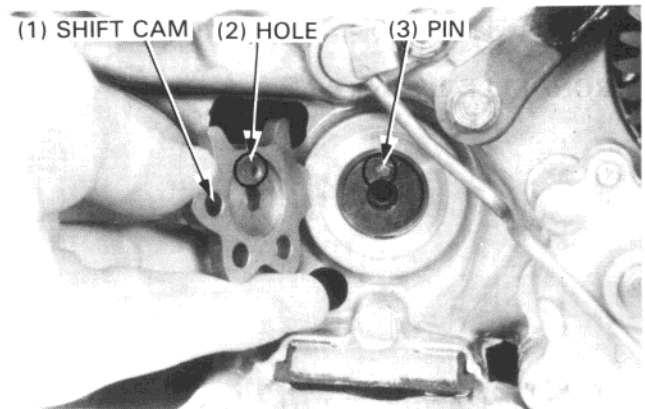
Remove the following:

- the clutch (page 8-4).
- the kick starter (page 8-11).
- the bolt, washer, stopper arm and spring.
- the bolt attaching the cam plate to the drum and the cam plate.



## INSTALLATION

Align the hole in the cam plate with the dowel pin on the gear shift drum and install the cam plate.



Apply locking agent to the threads of the cam plate bolt and tighten the bolt.

**TORQUE: 12 N·m (1.2 kg·m, 9 ft·lb)**

