

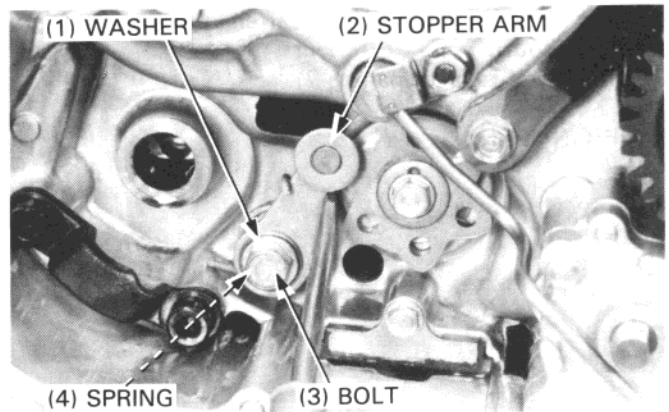
CLUTCH/KICK STARTER

Install the spring, washer, stopper arm, and pivot.
Install the cam plate while holding the stopper arm with a screwdriver.

Tighten the stopper arm bolt.


TORQUE:

Install the kick starter and clutch (page 8-7).



RIGHT CRANKCASE COVER INSTALLATION


Install the dowel pins and new gasket.



Install the cover bolts with the conical washers. Be sure the cupped side of the washers face the cover.

Tighten the cover bolts and nuts.

TORQUE: 12 N·m (1.2 kg·m, 9 ft·lb)



Make sure that the oil pipe and oil pipe bolts are clean and the sealing washers are in good condition.
Tighten the oil pipe bolts with four sealing washers.

