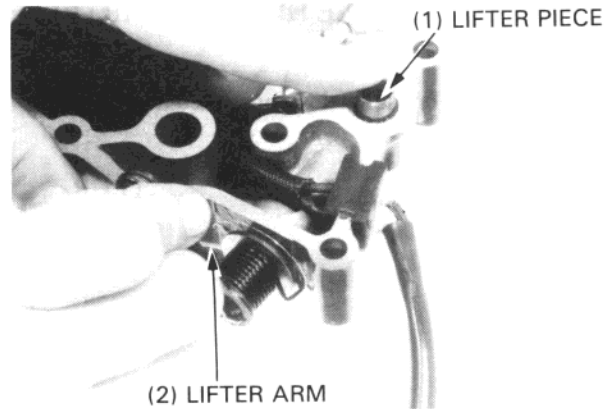



ALTERNATOR

CLUTCH LIFTER ARM DISASSEMBLY

Check the clutch lifter arm for smooth operation.
Remove the clutch lifter piece and lifter arm.




Check the needle bearing.



ALTERNATOR STATOR REMOVAL

Remove the three bolts attaching the alternator stator to the left crankcase and then remove the stator.



FLYWHEEL REMOVAL

Hold the flywheel with the flywheel holder and remove the flywheel bolt.

TOOL:
FLYWHEEL HOLDER 07725-0040000

