


ALTERNATOR

ALTERNATOR STATOR INSTALLATION


Install the stator onto the left crankcase cover and tighten the three bolts.

Route the stator wire and install the wire grommet into the groove in the cover as shown.




Install the two dowel pins and a new gasket.

Make sure the clutch lifter rod is in place.



Install the left crankcase cover and tighten the cover bolts.

TORQUE: 12 N·m (1.2 kg-m, 9 ft-lb)



Install the drive chain protector.

Install the gear shift pedal.

