

## REAR WHEEL/BRAKE/SUSPENSION

Drive the right bearing in.


### CAUTION

- Drive the bearings in squarely, with the sealed sides facing out, making sure the left bearing is fully seated.


### TOOLS:

DRIVER	07749-0010000
ATTACHMENT, 42 x 47 mm	07746-0010300
PILOT, 20 mm	07746-0040500

<LEFT SIDE>




Use the driver and attachment to drive a new dust seal into the bearing retainer.  
Apply grease to the dust seal lip.



Install the bearing retainer into the hub with the rear retainer wrench and attachment.

### TOOLS:

RETAINER WRENCH A	07710-0010100
RETAINER WRENCH BODY	07710-0010401



Peen the bearing retainer in four places with a center punch.

