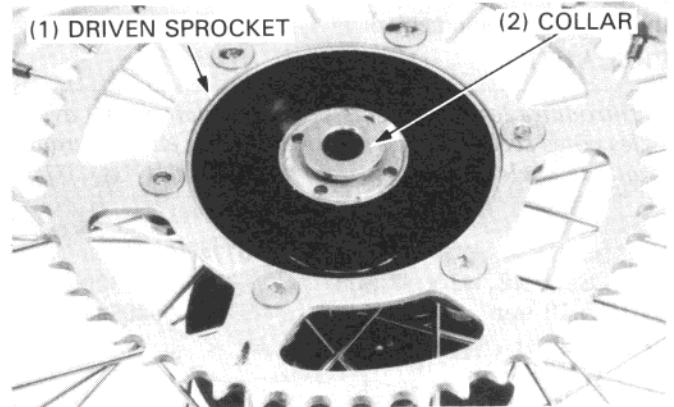


REAR WHEEL/BRAKE/SUSPENSION

Apply engine oil to the threads of the sprocket bolts.
Install the driven sprocket onto the hub and tighten the bolts.


TORQUE: 30 N·m (3.0 kg·m, 22 ft·lb)

Install the collar on to the wheel hub.




REAR WHEEL INSTALLATION

Install the brake panel in the brake drum.



Place the rear wheel into the swingarm, aligning the brake panel slot with the tang on the swingarm.



Slip the stopper plate over the pin on the swingarm.
Insert the rear axle through the stopper plate and right chain adjuster.

