

REAR WHEEL/BRAKE/SUSPENSION

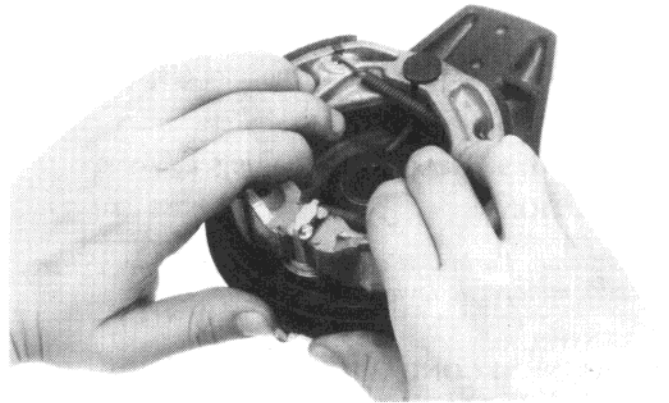
BRAKE PANEL DISASSEMBLY

Spread the brake shoes apart and lift them off the anchor pivot and brake cam.


NOTE

- Mark the brake shoes to indicate their original positions before removing them.

Remove the brake arm and brake cam.




Check the brake cam seals for wear or damage and replace if necessary.



BRAKE PANEL ASSEMBLY

10 N·m (1.0 kg-m, 7 ft-lb)



(4) BRAKE ARM

(5) INDICATOR PLATE

