


## REAR WHEEL/BRAKE/SUSPENSION

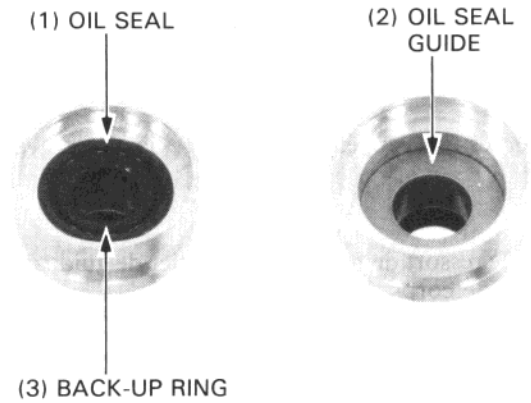
### ROD GUIDE CASE DISASSEMBLY

Remove the dust seal from the rod guide case by prying it out carefully.

Remove the O-ring, snap ring and rebound seat, from the rod guide case.

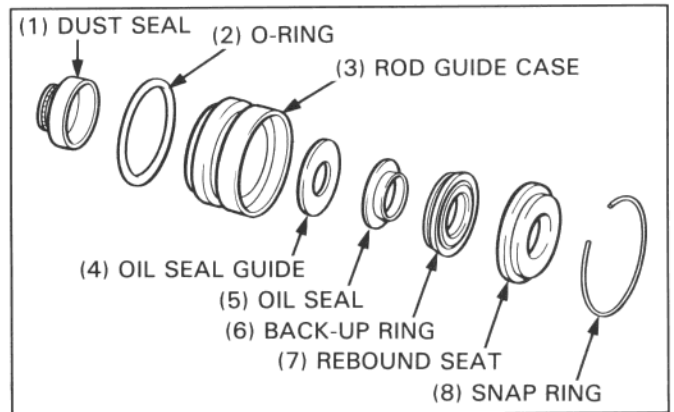


Remove the oil seal and back-up ring and then remove the oil seal guide.



### INSPECTION

Replace the oil seal, back-up ring, O-ring and dust seal whenever the piston rod is disassembled.



Visually inspect the rod guide case metal. If the metal is worn so that the copper surface appears, replace the rod guide case with a new one.

