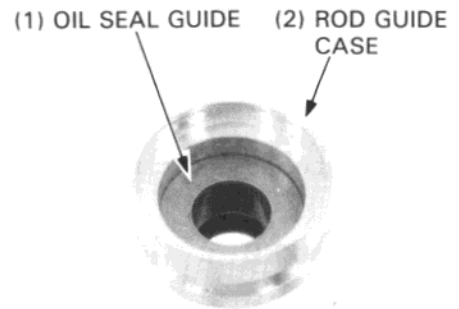


REAR WHEEL/BRAKE/SUSPENSION

ROD GUIDE CASE ASSEMBLY

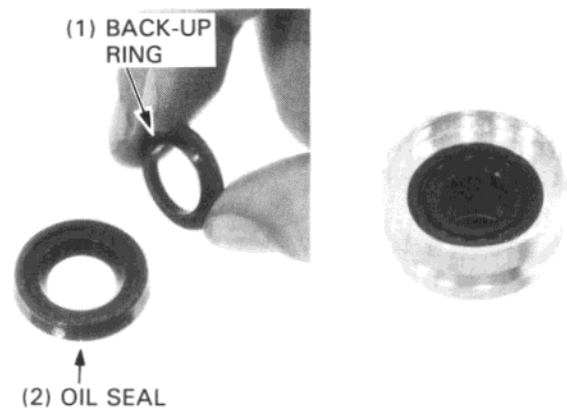
Install the oil seal guide in the rod guide case.



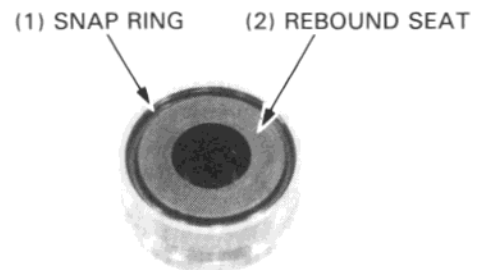
Install a new back-up ring on a new oil seal.
Press the oil seal and back-up ring into the rod guide case until they seat on the oil seal guide.

NOTE

- The rod guide case oil seal is filled with grease. Be careful not to remove grease from the seal.



Install the rebound seat into the rod guide case with its chamfered edge facing up.
Install the snap ring.



Press the new dust seal onto the rod guide case.

NOTE

- Install the dust seal squarely onto the rod guide case.

TOOLS:

DRIVER 07746-0020100
ATTACHMENT, 20 mm I.D. 07746-0020400

