



REAR WHEEL/BRAKE/SUSPENSION

Remove the shock arm-to-swingarm pivot bolt.
Remove the swingarm pivot nut.
Pull out the pivot bolt and remove the swingarm.




DISASSEMBLY

Remove the chain slider, and chain guide.
Remove the dust seal cap and center collar.



INSPECTION

Inspect the swingarm for deformation or cracks.
Check the needle bearings, center collar and dust seal cap for wear or damage.



PIVOT BEARING REPLACEMENT

Remove the pivot thrust bush.
Using the needle bearing remover, screw out the needle bearings and discard them.

TOOLS:
NEEDLE BEARING REMOVER 07946—MA70000
BEARING REMOVER SET 07936—3710001 or
SPINDLE 07936—3710600
REMOVER HANDLE 07936—3710100
REMOVER WEIGHT 07936—3710200

