


HYDRAULIC BRAKE

Push the piston seals in, lift them out and discard them.

Clean the brake piston seal grooves with brake fluid.

CAUTION

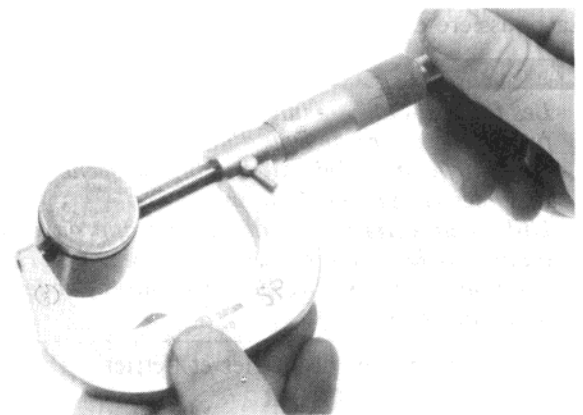
- *Be careful not to damage the piston sliding surfaces when removing the seals.*
-



PISTON INSPECTION

Check the pistons for scoring, scratches or other damage. Measure the piston diameter with a micrometer.

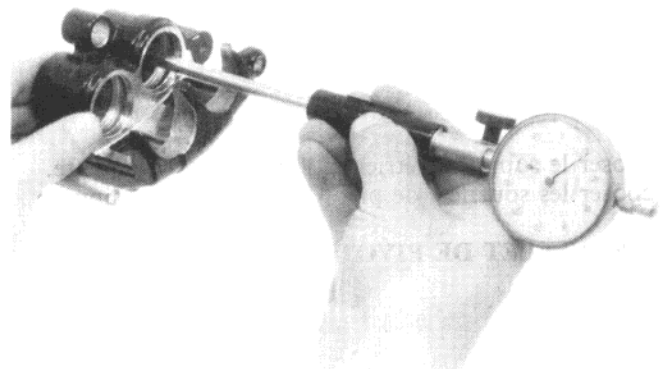
SERVICE LIMIT: 26.85 mm (1.057 in)



CYLINDER INSPECTION

Check the caliper cylinder bores for scoring, scratches or other faults. Measure the caliper cylinder bores.

SERVICE LIMIT: 27.05 mm (1.065 in)



ASSEMBLY

If the pivot boots are hardened or deteriorated, replace them with new ones. The piston seals must be replaced with new ones whenever they are removed. Coat the seals with silicone grease or brake fluid before assembly.

Install new oil seals.

Install the pistons with the insulated ends toward the pads.

Install the caliper pivot boot, making sure that it is seated in the caliper grooves properly.

