



**FLOAT AND JETS**

Remove the screws, tube guide and float chamber.




Remove the O-ring from the float chamber.



Remove the float pin, float and float valve.

Check the float for damage.



Check the float valve and its seat for grooves, nicks, or contamination.

Check the operation of the float valve.

