

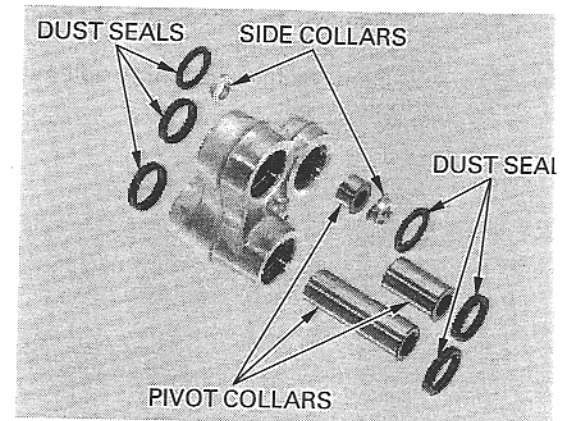

REAR WHEEL/SUSPENSION

INSPECTION

Check the dust seals and collars for wear, damage or fatigue.

Check the needle bearings for damage or loose fit.
Check the shock arm and shock link for cracks or damage.

If the needle bearings are damaged, replace them.




BEARING REPLACEMENT

SHOCK ARM NEEDLE BEARING

Press the needle bearings (shock link side, swingarm side) out of the shock arm using special tools and a hydraulic press.

TOOLS:

Driver	07949-3710001
Attachment, 24 × 26 mm	07746-0010700
Pilot, 20 mm	07746-0040500



Press the needle bearing (shock absorber side) out of the shock arm using special tools and a hydraulic press.

TOOLS:

Driver	07949-3710001
Attachment, 24 × 26 mm	07746-0010700
Pilot, 17 mm	07746-0040400

